



## Product Documentation

**LIPEX® PreAct™**  
**8563**

Version

Date 2024-02-07

To whom it may concern

Dear valued customer:

The purpose of this document is to provide you with the information required to evaluate the safety of this product to fulfil the legal requirements. The second purpose of the document is to provide you with all information required during the coding process. AAK has gathered the questions received throughout the years and collected the answers within this document. The document is strictly addressing the cosmetic and personal care applications, thus having no intention to cover, pharmaceutical, food or other applications. As the regulatory requirements increases on the answers given as well as the number of questionnaires increases, AAK has chosen to focus on quality and to give you an answer within a reasonable time. This document represents the answer to your questionnaire. AAK has tried to be as complete and accurate as possible in providing the information and feels comfortable it covers the needs for you. In the case AAK does not possess data or information for a particular subject it is stated in the document.

A handwritten signature in blue ink, appearing to read 'Staffan Norberg', followed by a large, stylized blue checkmark or 'L' shape.

Head of Development AAK-PC

Staffan Norberg

## ***Contents***

<b>1.</b>	<b>IDENTIFICATION</b>	<b>8</b>
1.1	Identification	
<b>2.</b>	<b>CHEMICAL AND PHYSICAL DATA</b>	<b>9</b>
2.1	Specifications	
2.2	Typical values	
2.3	Certificate of Analysis	
2.4	Auxiliary chemical and physical data	
<b>3.</b>	<b>RAW MATERIAL</b>	<b>10</b>
3.1	Biological data	
3.2	Composition breakdown	
<b>4.</b>	<b>PRODUCTION</b>	<b>11</b>
4.1	Production data	
<b>5.</b>	<b>BY-PRODUCTS AND OTHER IMPURITIES</b>	<b>12</b>
5.1	AAK Contaminant standard	
5.2	Other impurities specific substances	
5.3	Impurities general statements	
5.3.1	Allergenes	
5.3.2	Proteins	
5.3.3	VOC Volatile Organic Compounds	
5.3.4	Sulphonates	
5.3.5	Parabens	
5.3.6	Phthalates	
5.3.7	Silicones	
<b>6.</b>	<b>STABILITY DATA</b>	<b>13</b>
6.1	Stability Data	
<b>7.</b>	<b>HUMAN HEALTH HAZARD ASSESSMENT</b>	<b>14</b>

7.1	General read-across consideration and justification
7.2	Acute toxicity
7.2.1	Acute oral toxicity
7.2.2	Acute inhalation toxicity
7.2.3	Acute dermal toxicity
7.2.4	Acute toxicity by other exposure routes
7.2.5	Summary and discussion of acute toxicity
7.3	Irritation & corrosivity
7.3.1	Skin irritation and corrosivity
7.3.2	Eye & mucous membrane irritation and corrosivity
7.3.3	Summary and discussion on irritation and corrosivity
7.4	Skin sensitization
7.4.1	Summary and discussion of sensitisation
7.5	Repeated dose, sub-chronic and chronic toxicity
7.5.1	Oral administration
7.5.2	Inhalation studies
7.5.3	Dermal administration
7.5.4	Other routes of administration
7.5.5	Human information
7.6	Reproduction toxicity
7.6.1	Non-human information
7.6.2.	Human information
7.6.3	Developmental toxicity/teratogenicity
7.6.4	Summary and discussion of reproductive toxicity
7.7	Mutagenicity/genotoxicity
7.7.1	In vitro data
7.7.2	In vivo data
7.7.3	Human information

	7.7.4	Summary and discussion of mutagenicity	
7.8		Carcinogenicity	
	7.8.1	Non-human information	
	7.8.2	Human information	
	7.8.3	Summary and discussion of carcinogenicity	
7.9		Toxicokinetics (absorption, metabolism, distribution and elimination (ADME))	
	7.9.1	Oral administration	
	7.9.2	Dermal administration	
	7.9.3	Inhalation route	
7.10		Photoinduced toxicity	
	7.10.1	Phototoxicity: photoirritation / photosensitisation	
	7.10.2	Phototoxicity: photomutagenicity / photoclastogenicity	
	7.10.3	Other relevant human studies (clinical)	
7.11		Special investigations	
7.12		Summary and NOAEL statement	
<b>8.</b>		<b>ECOLOGICAL DATA</b>	<b>37</b>
	8.1	Degradability	
	8.2	Accumulation	
	8.3	Aquatic toxicity	
<b>9.</b>		<b>REGULATORY</b>	<b>40</b>
	9.1	EU	
	9.1.1	EU Cosmetic Regulation EC 1223/2009	
	9.1.2	EU Cosmetic Regulation EC 1223/2009, Annex II and III	
	9.1.3	EU REACH 1907/2006	
	9.1.4	EU SVHC (Substance of Very High Concern)	
	9.1.5	Other	
	9.2	USA	
	9.2.1	US (California) Proposition 65	

9.2.2	China – NMPA	
9.2.3	UK REACH	
9.2.4	Turkey – KKDIK	
9.2.5	Australia – TGA	
9.2.6	Other	
9.3	Other non-Country specific regulatory issues	
9.3.1	Animal testing	
9.3.2	Nano particlesTurkey	
9.3.3	Nagoya Protocol / Biodiversity and Access Benefit Sharing regulation	
9.3.4	CITES	
9.3.5	CMR	
9.3.6	Other	
9.4	Inventory lists	
<b>10</b>	<b>General statements and standards</b>	<b>42</b>
10.1	Official standards	
10.2	Private standards	
10.2.1	Ecocert, Cosmos or Natrue	
10.2.2	Vegan and Vegetariam claim	
10.2.3	Other	
10.3	Other Statements	
10.3.1	BSE/TSE statements	
10.3.2	GMO statement	
10.3.3	Other	
<b>11.</b>	<b>CERTIFICATES</b>	<b>43</b>
11.1	HALAL	
11.2	Kosher	

11.3	ISO 9001	
11.4	EFfCI GMP	
11.5	Food Safety/ FSSC 22000	
11.6	Other	
<b>12.</b>	<b>PATENTS</b>	<b>44</b>
12.1	Patents	
<b>13.</b>	<b>TRANSPORTS AND HANDLING</b>	<b>45</b>
13.1	Transports	
13.2	storage unopen package	
13.3	Handling of product for use	
13.3.1	Use of full package	
13.3.2	Use of full package for partly use	
<b>14.</b>	<b>REFERENCES</b>	<b>46</b>
14.1	References	
<b>15.</b>	<b>DISCLAIMER</b>	<b>48</b>
15.1	Disclaimer	
<b>16.</b>	<b>APPENDIX</b>	
C0043	Certificate of Analasys	<b>49</b>
T0005	Process flowchart	<b>50</b>

## 1.1 Identification

Producer: AAK Sweden AB, Västra kajen SE-374 82 Karlshamn, Sweden  
Tradename: LIPEX® PreAct™  
Art. No: 8563  
Country of Origin: Sweden

This product is used globally. As the product may fit in the definition of several CAS numbers, AAK give examples of alternative CAS number to be used for instance in inventory lists search.

	INCI	CAS Number	EC number
EU /AAK first choice	<b>CANOLA OIL</b>	<b>120962-03-0</b>	<b>601-748-6</b>
US	Canola Oil	120962-03-0	601-748-6
China*	氢化油菜籽油 HYDROGENATED RAPESEED OIL	84681-71-0	283-532-8
Alternative INCI	HYDROGENATED RAPESEED OIL	84681-71-0	283-532-8
	Hydrogenated Vegetable Oil	68334-28-1	269-820-6
	HYDROGENATED CANOLA OIL	226993-69-7	
	OLUS OIL	68956-68-3	273-313-5
	BRASSICA CAMPESTRIS SEED OIL	8002-13-9	232-299-0

\*) For NMPA information see section 9.2.2 China – NMPA

	Chemical name	CAS Number	EC number
Other relevant CAS numbers which not used as INCI.	Glycerides, C16-18 and C18- unsatd.	67701-30-8	266-948-4
	Glycerides, C16-22 and C18- unsatd	68424-60-2	270-311-6



Margrét Viborg  
Global Regulatory Affairs Manager



## 2.1 Specifications

For specification see Product Data Sheet (PDS)

Download latest version at [www.aakpersonalcare.com/](http://www.aakpersonalcare.com/)

## 2.2 Typical values

For typical values see Product Data Sheet (PDS)

Download latest version at [www.aakpersonalcare.com/](http://www.aakpersonalcare.com/)

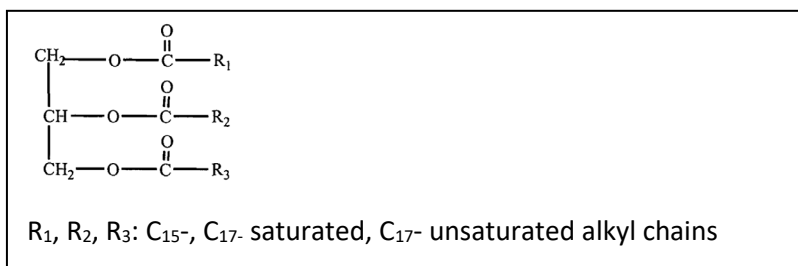
## 2.3 Certificate of Analysis

For example of COA, see Appendix.

## 2.4 Auxiliary chemical and physical data

Molecular weight ~880 g/mol

Structure



For other Chemical and Physical data, see Product Data Sheet (PDS)

Download latest version at [www.aakpersonalcare.com/](http://www.aakpersonalcare.com/)

### 3.1 Biological data

#### Botanical origin

INCI	Botanical origin	<sup>*)</sup> Geographical origin	Part used	Content %	Wild grown or cultivated
Canola Oil	Brassica Napus	Sweden	Seeds	100	Cultivated

<sup>\*)</sup>Geographical origin may change

### 3.2 Composition breakdown

INCI name (EU)	CAS	EINECS	Average Content %
Canola Oil	120962-03-0	601-748-6	100

#### Palm content

☐ Containing palm

☐ RSPO SG:

☐ RSPO MB:

☒ Do not contain Palm



Margrét Viborg  
Global Regulatory Affairs Manager  
Personal Care, AAK Sweden AB

## 4.1 Production data

For flowchart, see Appendix.

The following operations are used in the processing of this ingredient

Process		Comment
Mechanical extraction	X	
Solvent extraction		
Refining	X	
Deodorising	X	
Hydrogenation	X	
Interesterification		
Esterification		
Winterisation	X	
Solvent Fractionation	X	Acetone
Dry Fractionation		
Ethoxylation		
Molecular distillation		
Other processing		

## 5. BY-PRODUCTS AND OTHER IMPURITIES

### 5.1 AAK Contaminant standard

AAK utilizes HACCP/CCP methodology to identify relevant hazardous substances for vegetable oils and the critical points throughout the handling in order to minimize and control risk.

The relevant contaminants to control in products based vegetable oils and butters are listed in our Contaminant Standard. AAK's process ensure that the product fulfil the contaminant statement.

Download latest version at [aakpersonalcare.com](https://aakpersonalcare.com)

The contaminant represent the maximum levels that can be found and not the actual levels. These contaminant are considered as technically unavoidable.

### 5.2 Other Impurities specific substances

Download latest version of "AAK personal Care position on impurities" at [aakpersonalcare.com](https://aakpersonalcare.com)

### 5.3 Impurities AAK Cosmetic Products

#### 5.3.1 Allergens

Download "General statements AAK Cosmetic Ingredients" at [aakpersonalcare.com](https://aakpersonalcare.com)

#### 5.3.2 Proteins

Download "General statements AAK Cosmetic Ingredients" at [aakpersonalcare.com](https://aakpersonalcare.com)

#### 5.3.3 VOC – Volatile Organic Compounds

Download "General statements AAK Cosmetic Ingredients" at [aakpersonalcare.com](https://aakpersonalcare.com)

#### 5.3.4 Sulphonates

Download "General statements AAK Cosmetic Ingredients" at [aakpersonalcare.com](https://aakpersonalcare.com)

#### 5.3.5 Parabens

Download "General statements AAK Cosmetic Ingredients" at [aakpersonalcare.com](https://aakpersonalcare.com)

#### 5.3.6 Phthalates

Download "General statements AAK Cosmetic Ingredients" at [aakpersonalcare.com](https://aakpersonalcare.com)

#### 5.3.7 Silicones

Download "General statements AAK Cosmetic Ingredients" at [aakpersonalcare.com](https://aakpersonalcare.com)



## 6.1 Stability Data

OSI Value @ 120C                      50 hours

Storage @ 20C

Peroxide value 12 month: No data                      24 month: No data

Storage @ 40C

Peroxide value 12 month: No data                      24 month: No data

## 7 Human Health and Environmental Hazard Assessment

### Lipex PreAct™

#### 7.01 General read-across consideration and justification

**Test name:**

CIR Safety report

**Method and laboratory:**

Toxicological summary and conclusion by the CIR expert panel, 2011

**Test material**

Various vegetable oils

**Results:**

The CIR Expert Panel assessed the safety of 244 Plant-Derived Fatty Acid Oils as used in cosmetics. Since many of these oils are edible, and their systemic toxicity potential low, the review of the Panel focused on their potential dermal effects. The Expert Panel concluded that the 244 Plant-Derived Fatty Acid Oils are safe as used in cosmetics.

**Read across**

Read across                      CIR Report - Generic vegetable oils

**Reference ID:**

S185 - Final report: Plant derived fatty acid oils as used in cosmetics, CIR Expert Panel, March 4, 2011

Cosmetic ingredients based on vegetable oils and fats are composed mainly of triglycerides containing a glycerol backbone esterified to linear saturated fatty acids with a carbon chain length of C8-C18 as well as unsaturated C18 fatty acids. The toxicology and toxicokinetics of glycerides and fatty acids are well known as a result of their widespread and long-term use in nutritional (food and feed), personal care and industrial applications.

For human health hazard assessment and read-across purposes a system based on the fatty acid composition is used by REACH as a method to systematise the classification of vegetable oils and fats, in order to minimise the number of individual registrations and Chemical Safety Reports needed for an accurate safety assessment. The chemical, physical and metabolic behaviour of vegetable oils and fats from different sources are sufficiently similar to allow for such a simplification (Appendix S001) This system is based on the "Soaps and Detergents Association" nomenclature which gives a category description for different types of lipids, with varying chain lengths and functional groups (Appendix S002). In this report the following "Glycerides, C16-C18 saturated, C18 unsaturated" with the SDA Reporting Number 11-001-00 ("SDA-11") is frequently used for read-across purpose. In a few cases, "Glycerides, C8-C18, C18 unsaturated", SDA reporting number 01-001-00, and "Glycerides, C16-C18", SDA reporting number 19-001-00, are referenced if appropriate information has not been found for the SDA-11 category.

## 7.02 Acute toxicity

### 7.02.1 Acute oral toxicity

**Test name:**

Acute oral toxicity

**Method and laboratory:**

Species: rat

Oral administration by gavage

Palm oil was administered at a single dose of 5,000 mg/kg bw to 5 rats

**Test material**

Palm oil

**Results:**

LD50: > 5,000 mg/kg bw

**Read across**

Read across                      Glycerides, C16-18 and C18-unsatd. (SDA Reporting Number: 11-001-00)

**Reference ID:**

S003 – safety assessment of palm oil and derivatives, CIR 2000

Several vegetable oils have been tested for acute toxicity in rats and found to have an LD50 > 5,000 mg/kg bw/day. They are widely used as food ingredients and have a very long history of safe use, so that no acute oral toxicity is expected.

### 7.02.2 Acute inhalation toxicity

Based on the physical state (semi-solid to solid under environmental conditions) and low vapour pressure (< 0.001 Pa at 20°C), the probability of inhalation exposure to 'Glycerides, C16-18 and C18-unsatd. (SDA Reporting Number: 11-001-00)' and other vegetable fats will be extremely limited. Acute inhalation exposure is therefore not expected to pose an issue for human health under normal and foreseeable handling and use conditions (Annex VIII, Section 8.5, column 2 of the REACH regulation).

### 7.02.3 Acute dermal toxicity

**Test name:**

Acute dermal toxicity

**Method and laboratory:**

Species: guinea pig

Vehicle: no vehicle

Single dose 3,000 mg/kg bw applied dermally to guinea pigs and the animals observed for 7 d.

**Test material**

Fully hydrogenated coconut oil

**Results:**

LD50: > 3,000 mg/kg bw;  
LD0: = 3,000 mg/kg bw

**Read across**

Read across                      Glycerides, C8-18 and C18-unsatd. (SDA Reporting Number: 01-001-00)

**Reference ID:**

S004 – Safety assessment of coconut oil and derivatives, CIR 1986

‘Glycerides, C16-18 and C18-unsatd. (SDA Reporting Number: 11-001-00)’ and other vegetable fats are not toxic via the oral route and have a very long history of safe use in a wide range of nutritional (food and feed), cosmetic and industrial applications, so that acute dermal toxicity is not expected.

## **7.02.4            Acute toxicity by other exposure routes**

There are no other relevant exposure routes for shea butter, ‘Glycerides, C16-18 and C18-unsatd. (SDA Reporting Number: 11-001-00)’ or other vegetable fats and oils.

## **7.02.5            Summary and discussion of acute toxicity**

Substances identified as ‘Glycerides, C16-18 saturated and C18-unsatd. (SDA Reporting Number: 11-001-00)’, including shea butter and other vegetable oils and fats, have a very long history of safe use in a wide range of nutritional (food and feed), cosmetic and industrial applications. Acute oral, inhalation or dermal toxicity is therefore not considered to pose an issue for human health under normal and foreseeable handling and use conditions.

## **7.03 Irritation & corrosivity**

### **7.03.1            Skin irritation and corrosivity**

**Test name:**

Human repeated insult patch test (HRIPT)

**Method and laboratory:**

51 subject human repeat insult patch test, 8 male/43 female, 9 exposures  
BioScreen Testing Services, Inc, Torrance, CA, US  
BCS: 11-104A / 708041, 2011

**Test material**

100% High Oleic Brassica Oil

**Results:**

Under the conditions of this study, there were no identifiable signs or symptoms of primary irritation or sensitization (contact allergy) noted for the material.

**Read across**

Read across                      Same origin and similar fatty acid composition

**Reference ID:**

S107 - BCS 11-104A/708041

**Test name:**

Human Repeat Insult Patch Test



**Method and laboratory:**

50 subject human repeat insult patch test, 5 male/43 female, 9 exposures  
BioScreen Testing Services, Inc, Torrance, CA, US  
BCS: 15-617A/907102

**Test material**

Lipex PreAct 100%

**Results:**

Under the conditions of this study, there were no identifiable signs or symptoms of primary irritation or sensitization (contact allergy) noted for the material.

**Read across**

Original

**Reference ID:**

S101 - BCS 15-617A/907102

**Test name:**

Human repeated insult patch test (HRIPT)

**Method and laboratory:**

51 subject human repeat insult patch test, 8 male/43 female, 9 exposures  
BioScreen Testing Services, Inc, Torrance, CA, US  
BCS: 11-104A / 708043, 2011

**Test material**

Lipex Bassol C™, 100%

**Results:**

Under the conditions of this study, there were no identifiable signs or symptoms of primary irritation or sensitization (contact allergy) noted for the material.

**Read across**

Read across                      Same origin and similar fatty acid composition

**Reference ID:**

S108 - BCS 11-104A/708043

**Test name:**

Skin corrosivity

**Results:**

In view of the results from the HRIPT testing (above) and literature data no corrosivity to the skin is expected.

## **7.03.2      Eye & mucous membrane irritation and corrosivity**

**Test name:**

Eye and mucous membrane irritation by HET-CAM test

**Method and laboratory:**

In vitro assessment of the acute irritation potential to mucous membranes with the Hen's egg Chorioallantoic Membrane Test.  
Test amount 300 microliter/cm<sup>2</sup>.  
Institute Dr Schrader, DE, 2005

**Test material**

Lipex Shea™,  
Lipex CocoaSoft™, Lipex Shea-U™, Lipex PreAct™ tested as Akorex L), diluted to 50% in  
Akosun (High Oleic Sunflowerseed oil)

**Results:**

Irritation scores 0.00-0.30

Estimated irritation potential in vivo: "slightly irritant" (irritation score ≤0.8)

**Comments:**

Diluent, Akosun, had 0.0 in Irritation score

**Read across**

Original

**Reference ID:**

S008 - CCT-05-009

**Test name:**

Eye and mucous membrane irritation by HET-CAM test

**Method and laboratory:**

Evaluation of the irritancy potential utilising the HET-CAM test.

0.3 ml/0.3 mg of test article is administered to 4 chorioallantoic membranes from hen's eggs.  
The reactions are scored according to a fixed scale and the total score (max 32) is  
reported.

Consumer Products Testing Co, Fairfield, NJ, USA, 2012

**Test material**

Lipex Bassol C™, 50% in corn oil

**Results:**

Under the conditions of this test, the test article has practically no ocular irritation potential in vivo.

**Read across**

Read across                      Same origin and similar fatty acid composition

**Reference ID:**

S134 - CP V12-4951-2

**Test name:**

Eye corrosivity

**Results:**

In view of the results from the HET-CAM testing (above) no corrosivity to the eye or mucous  
membranes is expected

### **7.03.3          Summary and discussion on irritation and corrosivity**

Substances identified as 'Glycerides, C16-18 saturated and C18-unsatd. (SDA Reporting  
Number: 11-001-00)', including shea butter and other vegetable oils and fats, have a very  
long history of safe use in a wide range of nutritional (food and feed), cosmetic and  
industrial applications. Supported by the tests reported above, skin and eye irritation and/or  
corrosiveness are not considered to pose an issue for human health under normal and  
foreseeable handling and use conditions.

## 7.04 Skin sensitization

### **Test name:**

Protein content

### **Method and laboratory:**

Protein content calculated from nitrogen analysis using a chemiluminescence method (Butterworth Laboratories SOP IM 003A, issue 4)  
Butterworth Laboratories Ltd, Teddington, UK  
2013

### **Test material**

Akosun (2 batches), Lipex Shea™, Lipex Bassol C™, Lipex 205™,

### **Results:**

Protein content in mg/l:

Akosun: <9.4/<9.4

Lipex Shea™: 33.8

Lipex 205™: 11.3

Lipex Bassol C™: <9.4

### **Read across**

Read across Same origin and processing as Lipex Bassol C in the test.

### **Reference ID:**

S146 - 1212-0121/RN-00072-13

### **Test name:**

Presence of known food allergens

### **Results:**

Known food allergens are not present in refined vegetable oils

### **Read across**

Statement

### **Reference ID:**

S011 - AAK statement on food allergens

### **Test name:**

Presence of allergens according to EC 1223/2009 Annex III

### **Results:**

Known fragrance allergens are not present in refined vegetable oils

### **Read across**

Statement

### **Reference ID:**

S012 - AAK statement on fragrance allergens

### 7.04.1 Summary and discussion of sensitisation

Substances identified as 'Glycerides, C16-18 saturated and C18-unsatd. (SDA Reporting Number: 11- 001-00)', including shea butter and other vegetable oils and fats, have a very long history of safe use in a wide range of nutritional (food and feed), cosmetic and industrial applications. Supported by the tests and references reported above, sensitisation and allergenicity are not considered to pose an issue for human health under normal and foreseeable handling and use conditions, provided that the substances are adequately purified to remove proteins.

## 7.05 Repeated dose, sub-chronic and chronic toxicity

### 7.05.1 Oral administration

**Test name:**

47 week feeding study

**Method and laboratory:**

Species: rat (Wistar) male/female

Dosage: 18.5% (nominal in diet)

Vehicle: no vehicle

Duration: 47 wks (daily ad libitum)

A 47 wk repeated dose study was conducted to compare the effects of various sources of dietary fat. Bodyweight gain and food intake, fat absorption, cholesterol levels and other parameters were measured during the course of the study. At termination, various organs were weighed, and liver and intestine were examined histologically.

**Test material**

Coconut oil

Oleo oil

Butter fat

Corn Oil

Safflower oil

**Results:**

NOAEL: 18.5% in diet (i.e. Ca. 9,250 mg/kg bw/day)

No effects on bodyweight gain, caloric efficiency, mortality, organ weights and histopathology of liver and intestine. The plasma cholesterol and liver lipid, phospholipids and cholesterol level were also not markedly different between the groups

**Comments:**

Glycerides, C8-18 and C18-unsatd. (SDA Reporting Number: 01-001-00)

Glycerides, C16-18 and C18-unsatd. (SDA Reporting Number: 11-001- 00)

**Read across**

Read across

See comment

**Reference ID:**

S014 – Nutritional evaluation of fats, Harkins 1968

**Test name:**

90 days feeding study

**Method and laboratory:**

Species: Wistar rat male/female

Dosage: 10% (nominal in diet)

Vehicle: no vehicle

Exposure: 90 days (daily)

Groups of 30 weanling rats were fed diets containing 10% of crude palm oil, groundnut oil or refined palm olein oil and adequate amounts of all other nutrients for 90 days. Food intake and bodyweight were monitored weekly. At the end of the experiment, cholesterol and triglycerides of serum, liver and heart of all animals were analysed.

**Test material**

Palm oil

**Results:**

NOAEL: 10% in diet (i.e. ca. 5,000 mg/kg bw/day)

No effects on growth rate, feed efficiency ratio, protein efficiency ratio, net protein utilization, digestibility, fat absorption, nitrogen balance, phosphorous and calcium retention, lipid profiles, serum enzymes and blood hematology

**Read across**

Read across                      Glycerides, C16-18 and C18-unsatd. (SDA Reporting Number: 11-001- 00)

**Reference ID:**

S015 – Nutritional evaluation Palm oil, Manorama 1991

**Test name:**

13 week combined repeated dose and reproduction study

**Method and laboratory:**

Species: rat (Sprague-Dawley), male/female

Combined repeated dose and reproduction/developmental screening

Dosage: 15% (nominal in diet)

Vehicle: no vehicle

Exposure: 13 weeks (Daily)

Groups of 10 male and 30 female rats were fed during 13 weeks with diets containing 15% crude palm oil. Other groups received diets with heated palm oil, crude/heated soy oil, crude/heated peanut oil or crude/heated sunflower oil at the same concentration. Clinical signs and bodyweight were recorded

**Test material**

Palm oil, Soybean oil, Sunflower seed oil, Peanut oil

**Results:**

NOAEL: 15% in diet (male/female) (i.e. from 17,000 - 7,000 mg/kg bw/day, as the bodyweight of animals increased regularly over the course of the study.)

**Read across**

Read across                      Glycerides, C16-18 and C18-unsatd. (SDA Reporting Number: 11-001- 00)

**Reference ID:**

S016 – Toxicology and nutrition of heated oils, Coquet 1977

**Test name:**

Repeated dose 90 day oral toxicity

**Method and laboratory:**

Species: rat (Wistar) male/female

Dosage: 0, 1, 5 and 15% (nominal in diet)

Vehicle: no vehicle

Exposure: 98 and 100 days for female and male rats, respectively (Daily)

OECD Guideline 408 (Repeated Dose 90-Day Oral Toxicity in Rodents)

**Test material**

Pine nut oil

**Results:**

NOAEL: 15% in diet (i.e. ca. 8,866 mg/kg bw/day in males and 10,242 mg/kg bw/day in females) (nominal)

No toxicologically significant effects observed

**Read across**

Read across                      Glycerides, C16-18 and C18-unsatd. (SDA Reporting Number: 11-001- 00)

**Reference ID:**

S017 - Subchronic and genotoxicity study Korean pine oil, Speijers 2009

**Test name:**

Repeated dose 90 day oral toxicity

**Method and laboratory:**

Species: rat (Sprague-Dawley) male/female

Dosage: 19% (nominal in diet)

Vehicle: no vehicle

Exposure: 91 d (Daily ad libitum)

Equivalent or similar to OECD Guideline 408 (Repeated Dose 90-Day Oral Toxicity in Rodents)

**Test material**

Soybean oil

**Results:**

NOAEL: 19% in diet (i.e. ca. 9,500 mg/kg bw/day)

No treatment-related effects on any of the parameters recorded

**Read across**

Read across                      Glycerides, C16-18 and C18-unsatd. (SDA Reporting Number: 11-001- 00)

**Reference ID:**

S018 – Biological evaluation hydrogenated rapeseed oil, Nolen 1981

A large number of repeated dose oral toxicity studies have been conducted with various vegetable oils and/or animal fats at different degrees of hydrogenation and/or interesterification, particularly in the context of nutritional research. For practical reasons, only a limited number of studies are reported here.

Vegetable oils and fats, including shea butter, are a component of a normal diet. Although differences may be observed on bodyweight gain, food consumption and certain measured parameters depending on the chain length distribution of the fatty acids associated to the glycerides and their degree of unsaturation, research overall indicates that, when consumed at nutritionally relevant concentrations (i.e. typically up to the equivalent of 35% of calories in food), there are no adverse effects on health and longevity.

Across all studies, tested doses ranged from 7.5 to 19% in diet. No significant toxicity was seen at any of the tested dose rates. For risk assessment purposes, the relevant oral NOAEL could therefore be considered to be 18.5% in diet, which is equivalent to an estimated 9,250 mg/kg bw/day.

### **7.05.2 Inhalation studies**

No studies could be located on the repeated dose inhalation toxicity of vegetable oils and fats. However, given their physical state (solid to semi-solid to liquid under environmental conditions), low vapour pressure (< 0.001 Pa at 20°C) and the fact that they are not handled or marketed as a powder, respiratory exposure is not likely to occur. Repeated inhalation exposure is therefore not expected to pose an issue for human health and no further consideration is required for this endpoint, in accordance with Annex VIII, column 2 of the REACH regulation (1907/2006/EC).

### **7.05.3 Dermal administration**

No studies have been located on the repeated dose dermal toxicity of vegetable oils and fats. However, this substance and others from the same read-across category present low systemic toxicity upon repeated dose oral exposure for which absorption is higher (96%) than via the dermal route (default 10%, see also section 7.9.2), so that repeated dose dermal toxicity is not expected to be higher than via the oral route. This is further supported by very long history of safe use of these types of substances in nutritional (food and feed), cosmetic and industrial applications. Taken together the above facts suggest that repeated dose dermal toxicity will not pose an issue for human health under normal and foreseeable handling and use conditions.

### **7.05.4 Other routes of administration**

There are no other relevant routes of exposure for 'Glycerides, C16-18 and C18-unsatd. (SDA Reporting Number: 11-001-00)' or for shea butter and other vegetable oils and fats

### **7.05.5 Human studies**

Substances identified as 'Glycerides, C16-18 saturated and C18-unsatd. (SDA Reporting Number: 11-001-00)', and other substances of the same read-across category have a very long history of safe use in nutritional (food and feed), cosmetic and industrial applications. These substances (in the form of olive oil, corn oil, sunflower oil etc.) are also frequently employed as vehicles in toxicity studies following international testing guidelines (e.g. OECD) for the evaluation of repeated dose toxicity, carcinogenicity or reproductive/developmental toxicity of chemical substances, without any apparent adverse effects.

Based on these above facts, toxicity via repeated exposure is not expected to pose an issue for human health under normal and foreseeable handling and use conditions, and no further testing for this endpoint is required.

## 7.05.6 Summary and discussion

A large number of repeated dose oral toxicity and dietary intervention studies have been conducted with vegetable oils and fats of different origins and at different degrees of hydrogenation and/or esterification in the context of nutritional research as well as in toxicological investigations. Although differences may be observed on bodyweight gain, food consumption and certain measured parameters depending on the chain length distribution of the fatty acids associated to the glycerides and their degree of unsaturation, research overall indicates that, when consumed at nutritionally relevant concentrations (i.e. up to the equivalent of ca. 35% of total calorie intake, there are no adverse effects on health and longevity. Similar results were obtained for the other substances of the same read-across category. Across all studies, the highest oral NOAEL could be considered to be 18.5% in feed, equivalent to an estimated 9,250 mg/kg bw/day. This value is considered relevant for risk assessment purposes, although it is only a reflection of the study setup and not of effects observed at higher doses.

Shea butters, and other refined vegetable oils from the same read-across category present low systemic toxicity upon repeated dose oral exposure for which absorption is higher than via the dermal route, so that repeated dose dermal toxicity is also expected to be minimal. Furthermore, given its physical state (solid to semi-solid under environmental conditions), low vapour pressure and the fact that it is not handled or marketed as a powder, repeated inhalation exposure is not considered to pose an issue for human health under normal and foreseeable handling and use conditions.

Based on the above information, the substance does not qualify for repeated dose toxicity classification according to Directive 67/548/EC or Regulation 1272/2008/EC.

## 7.06 Reproduction toxicity

### 7.06.1 Non-human studies

#### **Test name:**

13 week combined repeated dose and reproduction study

#### **Method and laboratory:**

Species: rat (Sprague-Dawley), male/female

Combined repeated dose and reproduction/developmental screening

Dosage: 15% (nominal in diet)

Vehicle: no vehicle

Exposure: 13 weeks (Daily)

Groups of 10 male and 30 female rats were fed during 13 weeks with diets containing 15% crude palm oil. Other groups received diets with heated palm oil, crude/heated soy oil, crude/heated peanut oil or crude/heated sunflower oil at the same concentration. Clinical signs and bodyweight were recorded

#### **Test material**

Palm oil, Soybean oil, Sunflower seed oil, Peanut oil

#### **Results:**

NOAEL: 15% in diet (male/female) (i.e. from 17,000 - 7,000 mg/kg bw/day, as the bodyweight of animals increased regularly over the course of the study.)

#### **Read across**



Read across                      Glycerides, C16-18 and C18-unsatd. (SDA Reporting Number: 11-001- 00)

**Reference ID:**

S016 – Toxicology and nutrition of heated oils, Coquet 1977

**Test name:**

Multigeneration reproduction study

**Method and laboratory:**

Species: rat (Wistar) male/female

Dosage: 10% (nominal in diet)

Vehicle: no vehicle

Exposure: 3 generations (Daily)

Groups of 24 (12 male and 12 female) inbred weanling albino rats were given a diet containing 10% of the tested fats and oils. Bodyweight and food intake were recorded weekly for 15 weeks. Fertility index or conception rate, sex ratio, mean weaning weight, pre-weaning mortality, number of days from introduction of mating, behaviour of pups and adults were recorded for generation F0 to F3.

**Test material**

Red palm oil, Groundnut oil, Palm oleins, Hydrogenated vegetable oil

**Results:**

NOAEL (all generations): 10% in diet (male/female), (i.e. ca. 5,000 mg/kg bw/day)

No significant adverse effect were observed on any of the reproductive or toxicological parameters

**Read across**

Read across                      See comment

**Reference ID:**

S027 Multigeneration study vegetable oils, Manorama 1993

Taken together, the above weight of evidence suggests that 'glycerides, C16-18 and C18-unsatd. (SDA Reporting Number: 11-001-00)', including shea butter and other vegetable oils and fats, are not toxic for reproduction on oral exposure. Because absorption and therefore systemic exposure via the dermal route is lower than via the oral route, reproductive toxicity from dermal contact is also not expected. Finally, given the physical state (semi-solid to solid under environmental conditions) and low vapour pressure (< 0.001 Pa at 20°C) of the substance, as well as the fact that it is not handled or marketed as a powder, reproductive toxicity as a result of inhalatory exposure is not likely. Across all studies, tested doses ranged from 8.75 to 15% in diet. No significant toxicity was seen at any of the doses rates. For risk assessment purposes, the highest oral NOAEL could be considered to be 15% in diet which is equivalent to an estimated 7,000 mg/kg bw/day, on the basis of a 13-week combined repeated dose and reproduction / developmental screening (feeding) study.

## 7.06.2            Human studies

'Glycerides, C16-18 and C18-unsatd. (SDA Reporting Number: 11-001-00)' and other substances of the same read-across category have a very long history of safe use in nutritional (food and feed), cosmetic and industrial applications. Moreover, in the form of olive oil, corn oil, sunflower oil, etc., they are also frequently employed as vehicles in toxicity

studies following international testing guidelines (e.g. OECD) for the evaluation of the repeated dose toxicity, carcinogenicity or reproductive/developmental toxicity of chemical substances, without any apparent adverse effects.

Based on the above facts, 'glycerides, C16-18 and C18-unsatd. (SDA Reporting Number: 11-001-00)', including shea butter and other vegetable oils and fats, are not assessed to be reproductive toxicants and no further consideration for this endpoint is required.

## **7.06.3 Developmental toxicity/teratogenicity**

### **7.06.3.1 Non-human studies**

#### **Test name:**

Two generation reproduction toxicity study

#### **Method and laboratory:**

Species: rat (Sprague-Dawley)

Dosage: 15% (nominal in diet), daily ad libitum

Vehicle: no vehicle

Exposure: F0 generation: from weaning

F1 generation: from conception

Developmental toxicity/teratogenicity potential was observed in groups of 25 pairs of two generations of male and female rats. The first two litters of each generation were permitted to be born naturally. During the third pregnancy of each generation, one half of the females were sacrificed on Day 13 of gestation and inspected for early embryonic death. The remaining females were sacrificed on Day 21 of gestation, and the fetuses were examined for either skeletal or soft tissue abnormalities.

#### **Test material**

Partially hydrogenated soybean oil

#### **Results:**

NOAEL (maternal toxicity): 15% in diet (i.e. ca. 7,500 mg/kg bw/day).

No effects on following parameters: Growth and food consumption, gross pathology, organ weights, histopathology, average conception rate, number of corpora lutea, implantations and resorptions.

NOAEL (developmental toxicity): 15 % in diet.

No effects on following parameters: Sizes of litters at birth, stillbirths, live births, postnatal mortality, weight gain, skeletal variations / defects and soft-tissue abnormalities

#### **Read across**

Read across                      Glycerides, C16-18 and C18-unsatd. (SDA Reporting Number: 11-001-00)

#### **Reference ID:**

S028 Reproduction study hydrogenated soybean oil, Nolen 1972

Across all studies, tested doses ranged from 8.75 to 15% in diet. No significant toxicity was seen at any of the doses rates. For risk assessment purposes, the highest oral NOAEL could be considered to be 15% in diet, on the basis of a two generation study conducted in rats, which is equivalent to an estimated 7,500 mg/kg bw/day.

### 7.06.3.2 Human studies

'Glycerides, C16-18 and C18-unsatd. (SDA Reporting Number: 11-001-00)' and other substances of the same read-across category have a very long history of safe use in nutritional (food and feed), cosmetic and industrial applications. In the form of olive oil, corn oil, sunflower oil, etc., they are also frequently employed as vehicles in toxicity studies following international testing guidelines (e.g. OECD) for the evaluation of repeated dose toxicity, carcinogenicity or reproductive/developmental toxicity of chemical substances, without any apparent adverse effects. Based on the above facts, 'Glycerides, C16-18 and C18 unsaturated (SDA Reporting Number: 11-001-00)', shea butters and other vegetable oils and fats, are not assessed to be developmental toxicants and no further consideration for this endpoint is required

### 7.06.4 Summary and discussion of reproductive toxicity

It can be concluded from the data presented in Section 7.6.1 and 7.6.2 that vegetable oils and fats do not present any reproduction toxicity at daily intakes of less than 7500 mg/kg bw. This value is considered relevant for risk assessment purposes, although it is only a reflection of study setups and not of effects observed at higher doses.

## 7.07 Mutagenicity/genotoxicity

### 7.07.1 In vitro data

#### **Test name:**

OECD Guideline 471 (Bacterial Reverse Mutation Assay) (Ames test)

#### **Method and laboratory:**

*S. typhimurium* TA 1535, TA 1537, TA 98 and TA 100 (with and without metabolic activation)

*E. coli* WP2 uvr A (with and without metabolic activation)

Doses: 10, 33, 100, 333 and 1000 µg/plate

#### **Test material**

Pine nut oil

#### **Results:**

Test results: negative for *S. typhimurium* TA 1535, TA 1537, TA 98 and TA 100 (all strains/cell types tested)

Cytotoxicity: negative for *E. coli* WP2 uvr A (all strains/cell types tested)

#### **Read across**

Read across                      Glycerides, C16-18 and C18-unsatd. (SDA Reporting Number: 11-001- 00)

#### **Reference ID:**

S017 - Subchronic and genotoxicity study Korean pine oil, Speijers 2009

**Test name:**

Bacterial Reverse Mutation Assay, Ames Test (OECD 471)

**Method and laboratory:**

Salmonella typhimurium standard plate incorporation study, with and without S9 metabolic activation. Study strains: TA97a, TA98, TA100, TA102 and TA 1535.

0.05, 0.1, 0.5, 1.0 and 5.0 mg/plate.

Consumer Products Testing Co, Fairfield, NJ, USA  
2008

**Test material**

Lipex Genova™, Lipex Omega 3/6™, Lipex Palmkernel 38, Lipex Shea Betaine™, Lipex Shea Q, all at 100%

**Results:**

There is no detectable genotoxic activity associated with any of the test articles at non-cytotoxic test concentrations.

**Comments:**

Cytotoxic concentrations vary with the test material (Lipex Shea Q > 0.05 mg/plate, Lipex Shea Betaine > 0.1 mg/plate, Lipex Omega 3/6 > 1.0 mg/plate, Lipex Palmkernel 38 and Lipex Genova > 5.0 mg/plate))

**Read across**

Read across                      Glycerides, C16-18 and C18-unsatd. (SDA Reporting Number: 11-001- 00)

**Reference ID:**

S132 - CP M08-3813

**Test name:**

Bacterial reverse Mutation Assay (OECD 471)

**Method and laboratory:**

Salmonella typhimurium standard plate incorporation study, with and without S9 metabolic activation. Study strains: TA98, TA100, TA 1535 and TA1537.

Test concentrations were 1.581, 5, 15,81, 50, 158.1, 500, 1581 and 5000 microgram/plate.

CiToxLab Hungary, Szabadsagpuszta, Hungary

**Test material**

Lipex Bassol C™, 100%

**Results:**

The test item had no mutagenic effect in the examined bacterial strains under the test conditions of this study.

**Read across**

Read across                      Same origin and similar fatty acid composition.

**Reference ID:**

S148 - CiToxLab 15/251-007M

The above evidence, collected from in vitro tests on materials from the same read-across category, added to the very long history of safe use of these types of substances in nutritional (food and feed), cosmetic and industrial uses, suggests that 'Glycerides, C16-18 and C18-unsatd. (SDA Reporting Number: 11-001-00)', including shea butter and other

vegetable oils and fats, do not have a mutagenic potential.

## **7.07.2 In vivo data**

No actual tests have been carried out and literature data has not been found for this chapter.

## **7.07.3 Human studies**

'Glycerides, C16-18 and C18-unsatd. (SDA Reporting Number: 11-001-00)' and other structurally similar substances from the same read-across category did not exhibit any genotoxic activity in bacterial reverse mutation (Ames) assays. This evidence, added to the very long history of safe use of these substances in nutritional (food and feed), cosmetic and industrial uses, suggests that 'Glycerides, C16-18 and C18-unsatd. (SDA Reporting Number: 11-001-00)', including shea butter and other vegetable oils and fats, do not have a mutagenic potential.

Based on the above information, the substance does not qualify for mutagenicity classification according to Directive 67/548/EC or Regulation 1272/2008/EC.

## **7.07.4 Summary and discussion of mutagenicity**

'Glycerides, C16-18 and C18-unsatd. (SDA Reporting Number: 11-001-00)' and other structurally similar substances from the same read-across category did not exhibit any genotoxic activity in bacterial reverse mutation (Ames) assays. This evidence, added to the very long history of safe use of these substances in nutritional (food and feed), cosmetic and industrial uses, suggests that 'Glycerides, C16-18 and C18-unsatd. (SDA Reporting Number: 11-001-00)', including shea butter and other vegetable oils and fats, do not have a mutagenic potential.

Based on the above information, the substance does not qualify for mutagenicity classification according to Directive 67/548/EC or Regulation 1272/2008/EC.

## **7.08 Carcinogenicity**

### **7.08.1 Non-human studies**

#### **Test name:**

6 month feeding study

#### **Method and laboratory:**

Species: rat (Sprague-Dawley) female

Dosage: oral, 20% (nominal in diet)

Vehicle: No vehicle

Exposure: Approximately 6 months (Daily)

A study was conducted to investigate whether palm oil, as a dietary fat, has an impact on mammary carcinogenesis in female rats induced by DMBA.

Groups of 32 female rats were given one single dose DMBA (7.5 mg p.o.) and after 1 wk the rats were switched to a 5% corn oil control diet for the rest of the experiment.

#### **Test material**

Palm oil

#### **Results:**

NOAEL = 20% in diet (i.e. ca. 10,000 mg/kg bw/day)  
Non-promoting effect on chemically induced mammary carcinogenesis in female rats

**Read across**

Read across                      Glycerides, C16-18 and C18-unsatd. (SDA Reporting Number: 11-001- 00)

**Reference ID:**

S030 Tumorigenic effect of vegetable oils, Sylvester 1986

**Test name:**

5 months feeding study

**Method and laboratory:**

Species: rat (Sprague-Dawley) female

Dosage: oral, 20% by weight (nominal in diet)

Vehicle: no vehicle

Exposure: 6 months (daily)

A study was conducted to investigate whether palm oil has an impact on mammary carcinogenesis in female rats induced by DMBA. Groups of 20 female rats were given one single dose DMBA and after three days were fed with semi-synthetic diets containing 20% various fats and oils, for a duration of 5 months. At autopsy, blood was collected from the tumor-bearing rats. The tumors were examined and lipid extractions were made for analysis of fatty acid profile, as well as tocopherols, tocotrienols and carotenes content.

**Test material**

Palm oil, Corn oil, Soybean oil

**Results:**

NOAEL = 20% in diet (i.e. ca. 10,000 mg/kg bw/day)

Non-promoting effect on chemically induced mammary carcinogenesis in female rats

**Read across**

Read across                      Glycerides, C16-18 and C18-unsatd. (SDA Reporting Number: 11-001- 00)

**Reference ID:**

S031 Effect of palm oil on mammary tumorigenesis, Sundram 1989

‘Glycerides, C16-18 and C18-unsatd. (SDA Reporting Number: 11-001-00)’ and other substances of the same read-across category have a very long history of safe use in nutritional (food and feed), cosmetic and industrial applications. In the form of olive oil, corn oil, sunflower oil, etc., they are also frequently employed as vehicles in toxicity studies following international testing guidelines (e.g. OECD) for the evaluation of the repeated dose toxicity, carcinogenicity or reproductive / developmental toxicity of chemical substances, without any apparent adverse effects. As dermal absorption is lower than absorption via the oral route (see Section 7.9.2), carcinogenicity following dermal systemic uptake is not expected. Finally, given the physical state (semi-solid to solid under environmental conditions) and low vapour pressure (< 0.001 Pa at 20°C) of the substance, as well as the fact that it is not handled or marketed as a powder, carcinogenicity as a result of inhalatory exposure is not likely.

## 7.08.2 Human studies

'Glycerides, C16-18 and C18-unsatd. (SDA Reporting Number: 11-001-00)' and other substances of the same read-across category have a very long history of safe use in nutritional (food and feed), cosmetic and industrial applications. In the form of olive oil, corn oil, sunflower oil, etc., they are also frequently employed as vehicles in toxicity studies following international testing guidelines (e.g. OECD) for the evaluation of repeated dose toxicity, carcinogenicity or reproductive/developmental toxicity of chemical substances, without any apparent adverse effects. Based on the above facts, carcinogenicity is not expected to pose an issue for human health under normal and foreseeable handling and use conditions and no further testing for this endpoint is required.

## 7.08.3 Summary and discussion of carcinogenicity

'Glycerides, C16-18 and C18-unsatd. (SDA Reporting Number: 11-001-00)' and other substances of the same read-across category have been tested for carcinogenicity in rodents and found to have no effect after oral exposure. The substance also does not contain any functional groups suggesting carcinogenic activity. No carcinogenicity is expected from dermal exposure as systemic uptake will be lower than from the oral route. Finally, given the physical state, low vapour pressure of the substance and the fact that it is not handled or marketed as a powder, carcinogenicity as a result of inhalatory exposure is not likely. Furthermore, 'glycerides, C16-18 and C18-unsatd. (SDA Reporting Number: 11-001-00)' and other substances of the same read-across category have a very long history of safe use in nutritional (food and feed), cosmetic and industrial applications. In the form of olive oil, corn oil, sunflower oil, etc., they are also frequently employed as vehicles in toxicity studies following international testing guidelines (e.g. OECD) for the evaluation of the repeated dose toxicity, carcinogenicity or reproductive/developmental toxicity of chemical substances, without any apparent adverse effects

Based on the above information, the substance does not qualify for carcinogenicity classification according to Directive 67/548/EC or Regulation 1272/2008/EC.

## 7.09 Toxicokinetics: absorption, metabolism, distribution and elimination (ADME)

Vegetable oils and fats are composed mainly of triglycerides containing a glycerol backbone esterified to linear saturated fatty acids with a carbon chain length of C8-C18 as well as unsaturated C18 fatty acids. The toxicokinetics of glycerides and fatty acids are well known as a result of their widespread use in nutritional (food and feed) applications

### 7.09.1 Oral administration

#### Test name:

Feeding study

#### **Method and laboratory:**

Species: rat (Wistar), male/female

Dosage: oral, 18.5% in diet

Exposure regime: daily, 47 wks; ad libitum

At intervals during the study, feces were collected, pooled and analysed for fat content. Net fat absorption was calculated from dietary intake and fecal excretion.



**Test material**

Coconut oil

**Results:**

Absorption: 96%

**Read across**

Read across                      Glycerides, C8-18 and C18-unsatd. (SDA Reporting Number: 01-001-00)

**Reference ID:**

S014 – Nutritional evaluation of fats Harkins 1968

**Test name:**

Feeding study

**Method and laboratory:**

Species: rat (Sprague-Dawley) male/female

Dosage: oral, 15 or 7.5% in diet

Exposure regime: daily, 15 d at 15% or 91 d at 7.5%; ad libitum

Absorption measured by analysis of unabsorbed fecal fat.

**Test material**

Fully hydrogenated soybean oil

**Results:**

Absorption:

- 6±4% at 15% (15 d)

- 17% at 7.5% (91 d)

**Comments:**

Glycerides, C16-18 (SDA Reporting Number: 19-001-00)

**Read across**

Read across                      Glycerides, C16-18 (SDA Reporting Number: 19-001- 00)

**Reference ID:**

S018 – Biological evaluation hydrogenated rapeseed oil, Nolen 1981

**Test name:**

Feeding study

**Method and laboratory:**

Species: rat (Sprague-Dawley) male

Dosage: oral, 15 or 19 % in diet

Exposure regime: daily, 15 d at 15% or 91 d at 19%; ad libitum

Absorption measured by analysis of unabsorbed fecal fat.

**Test material**

Soybean oil

**Results:**

Absorption:

- 94±2% at 15% (15 d)

- 95±1% (males) and 98±1% (females) at 19% (91 d)

**Read across**



Read across                      Glycerides, C16-18 and C18-unsatd. (SDA Reporting Number: 11-001- 00)

**Reference ID:**

S018 – Biological evaluation hydrogenated rapeseed oil, Nolen 1981

When taken up orally, triglycerides are split in the intestinal lumen into glycerol and fatty acids with the help of lipases and bile secretions (in a process called lipolysis), then move into the cells lining the intestines (absorptive enterocytes). The triglycerides are rebuilt in the enterocytes from their fragments and packaged together with cholesterol and proteins to form chylomicrons. These are excreted from the cells, collected by the lymph system and transported to the large vessels near the heart before entering the blood. Various tissues can capture the chylomicrons, releasing the triglycerides to be used as a source of energy. When the body requires fatty acids as a source of energy, the hormone glucagon signals the breakdown of the triglycerides by hormone-sensitive lipases to release free fatty acids from the adipose cells (fat cells), the major site of triglyceride accumulation. The fatty acids are then broken down by stepwise elimination of C2-units in the mitochondrial  $\beta$ -oxidation. The C2-units are esterified to acetyl-coenzyme A which directly enters the citric acid cycle where it is converted to carbon dioxide and energy. The extent of absorption in the gastro-intestinal system varies depending on the chain length of the fatty acids and their degree of saturation. Generally, short-chain fatty acids are better absorbed than the long chain counterparts. Also, absorption decreases with increasing saturation (S032 MacDonald, 1973; S033 Robinson, 1973).

## 7.09.2              Dermal administration

No experimental studies have been located for absorption through the dermal route. However, as per Section R.7.12.2 of REACH guidance document R7.C (2014), the extent of dermal absorption may be predicted based on physico-chemical properties, including:

- Water solubility
- Partition coefficient
- Molecular weight / fatty acid chain length (inversely proportional)

Long chain triglycerides (exemplified by 'Glycerides, C16-18 and C18-unsatd. (SDA Reporting Number: 11-001-00)', shea butters and other vegetable oils and fats) are poorly water soluble (< 10 mg/L), have an estimated log Pow > 6 and a molecular weight of approximately 900 D. As such, uptake into the stratum corneum of skin and further transfer into the epidermis are likely to be low. A default dermal penetration value of 10% can be assumed (REACH guidance document R7.C). However, triglycerides can also be hydrolysed in the skin to free fatty acids and glycerol which are easily absorbed. Thus, for the purpose of safety assessment, the dermal absorption has been assumed to be 100%.

## 7.09.3              Inhalation route

No significant inhalatory exposure to typical vegetable oils and fats will occur as the substances are either semi-solid to solid under environmental conditions or have a negligible vapour pressure at relevant temperatures.

## 7.10 Photoinduced toxicity

### 7.10.1 Phototoxicity: photoirritation / photosensitisation

**Test name:**

Phototoxicity test - in vivo

**Method and laboratory:**

28 subject human photo-toxicity test according to proDERM Standard Protocol-V04  
UVA 5 J/ cm<sup>2</sup>  
ProDERM, DE, 2014

**Test material**

Lipex Omega 3/6™, 100%

**Results:**

No photo-toxic reaction from the test product under applied test conditions or any skin reaction on un-radiated skin

**Read across**

Read across                      Glycerides, C16-18 and C18-unsatd. (SDA Reporting Number: 11-001- 00)

**Reference ID:**

S127 - ProDerm 14.0300-71/C

**Test name:**

Phototoxicity test - in vivo

**Method and laboratory:**

28 subject human photo-toxicity test according to proDERM Standard Protocol-V04  
UVA 5 J/ cm<sup>2</sup>  
ProDERM, DE, 2014

**Test material**

Lipex Bassol C™, 100%

**Results:**

No photo-toxic reaction from the test product under applied test conditions or any skin reaction on un-radiated skin

**Read across**

Read across                      Same origin and similar fatty acid composition

**Reference ID:**

S128 - ProDerm 14.0300-71/D

### 7.10.2 Phototoxicity: photomutagenicity / photoclastogenicity

No actual tests have been carried out and literature data has not been found for this chapter.

### 7.10.3 Other relevant human studies (clinical)

No actual tests have been carried out and literature data has not been found for this chapter.

## 7.11 Special investigations

### **Test name:**

Comedogenicity

### **Method and laboratory:**

Clinical assessment of facial comedones

11 subjects, 4 weeks

Daily application of test material in the facial area

BioScreen Clinical Services, Torrance, CA, US

2011

### **Test material**

High Oleic Brassica Oil, 100%

### **Results:**

Under the conditions of the study, there was no statistically significant difference between the comedone counts at baseline and 4 weeks post-treatment with test product. The claim 'non-comedogenic' can thus be substantiated for the test product.

### **Comments:**

Several variants with increased peroxide value and free fatty acid content were tested simultaneously. No significant differences were observed between the tested samples. All tested samples were non-comedogenic.

### **Read across**

Read across                      Same origin and similar fatty acid composition

### **Reference ID:**

S129 - BCS 11-013/708181

### **Test name:**

Comedogenicity

### **Method and laboratory:**

Clinical assessment of facial comedones

11 subjects, 4 weeks

Daily application of test material in the facial area

BioScreen Clinical Services, Torrance, CA, US

2011

### **Test material**

Lipex Bassol C™, 100%

### **Results:**

Under the conditions of the study, there was no statistically significant difference between the comedone counts at baseline and 4 weeks post-treatment with test product. The claim 'non-comedogenic' can thus be substantiated for the test product.

### **Read across**

Read across                      Same origin, similar fatty acid composition

### **Reference ID:**

S103 -BCS 11-013/708185

Based on the studies that have been carried out it can be concluded that long-chained refined and deodorised vegetable oils belonging to the read-across category 'Glycerides, C16-18 saturated, C18 unsaturated (SDA Reporting number 11-001-00)' can be considered to be non-comedogenic.

## 7.12 Summary and NOAEL statement

Based on the data presented in Chapter 7.1 to 7.11, the NOAEL is set to 9250 mg/kg bw/day for systemic exposure for 'Glycerides, C16-18 and C18-unsatd. (SDA Reporting Number: 11-001-00)' and other substances of the same read-across category.

## 8 Ecological data

### 8.01 Degradability

**Test name:**

Biodegradability OECD 301F

**Method and laboratory:**

OECD 301F Manometric Respirometry Test 1992

Aerobic biodegradability of organic compounds. 28 day study by determination of oxygen demand in a closed respirometer.

Anox-Kaldnes AB, Lund, SE

2009

**Test material**

Akosun, 100%

**Results:**

The test article is "readily biodegradable" according to the criteria specified in OECD guidelines for degradability testing.

**Read across**

Read across                      Glycerides, C16-18 and C18-unsatd. (SDA Reporting Number: 11-001- 00)

**Reference ID:**

S170 - AnoxKaldnes 09-29-3

**Test name:**

Biodegradability OECD 301F

**Method and laboratory:**

OECD 301F Manometric Respirometry Test 1992

Aerobic biodegradability of organic compounds. 28 day study by determination of oxygen demand in a closed respirometer.

Anox-Kaldnes AB, Lund, SE

2009

**Test material**

Lipex 205™, 100%

**Results:**

The test article is "readily biodegradable" according to the criteria specified in OECD guidelines for degradability testing.

**Read across**

Read across                      Glycerides, C16-18 and C18-unsatd. (SDA Reporting Number: 11-001- 00)

**Reference ID:**

S169 - AnoxKaldnes 09-290-3

Vegetable oils comprise glycerol esters of unbranched, even numbered fatty acids with normally 0-3 double bonds. The ester bonds are hydrolysed in aqueous environments to fatty acids and glycerol. The fatty acids are metabolised by microorganisms by beta-oxidation to smaller fragments and eventually to carbon dioxide. The glycerol is similarly consumed. The hydrolysis of the glycerides is catalysed by acids, alkalies as well as lipases exuded by the microorganisms. The rate of breakdown is faster for shorter chain and more unsaturated triglycerides due to higher solubility in water.

Vegetable oils in general are readily biodegradable in OECD 301 based tests. A typical example of triglyceride biodegradation and its' mechanism is given by Fabig, Hund & Gross, Fat Sci Technol, 91(9), (1989), 357-360. The above facts and the tests performed indicate that 'Glycerides, C16-18 saturated and C18 unsaturated (SDA Reporting number 11-001-00)' can be considered as readily biodegradable.

## 8.02 Accumulation

Based on the fact that triglyceride based oils are easily hydrolysed to free fatty acids and glycerol by aquatic and soil microorganisms. The fatty acids and the glycerol are easily metabolised by aquatic and soil microorganisms. Therefor the risk of environmental accumulation is regarded as minimal.

## 8.03 Aquatic toxicity

### Test name:

Freshwater alga and cyanobacteria growth inhibition test

### **Method and laboratory:**

OECD TG 201 (2006)

The growth inhibition test was carried out according to the standard on Water Accommodated Fractions (WAFs) of the test substance. No Effect Loading Rate (NOELR) and Effect Loading Rate (EL) was determined after 72 hours of exposure to the WAFs. *Pseudokirchneriella subcapitata* (green alga) was used for the test.

Toxicon AB, Härslöv, SE  
2010

### **Test material**

Lipex Bassol C™, 100%

### **Results:**

The test article is non-toxic towards the green alga *Pseudokirchneriella subcapitata* in the test conditions used in this study.

72h EL50>100 mg/l

72h NOELR<0.95 mg/l

### **Read across**

Read across                      Same origin, similar fatty acid composition

### **Reference ID:**

S173 - Toxicon 025/10-4

**Test name:**

Freshwater alga and cyanobacteria growth inhibition test

**Method and laboratory:**

OECD TG 201 (2006)

The growth inhibition test was carried out according to the standard on Water Accommodated Fractions (WAFs) of the test substance. No Effect Loading Rate (NOELR) and Effect Loading Rate (EL) was determined after 72 hours of exposure to the WAFs.

*Pseudokirchneriella subcapitata* (green alga) was used for the test.

Toxicon AB, Härslöv, SE  
2010

**Test material**

Akosun, 100%

**Results:**

The test article is non-toxic towards the green alga *Pseudokirchneriella subcapitata* in the test conditions used in this study.

72h EL50 > 100 mg/l

72h NOELR 100 mg/l

**Read across**

Read across                      Glycerides, C16-18 and C18-unsatd. (SDA Reporting Number: 11-001-00)

**Reference ID:**

S176 - Toxicon 025/10-1

Based on the available information, long-chained vegetable oils and similar substances belonging to the read-across category 'Glycerides C16-C18 and C18 unsaturated (SDA Reporting number 11-001-00)', can in general be regarded as non-toxic to freshwater algae and show low acute aquatic toxicity.

## 9.1 EU

### 9.1.1 Statement on EU Cosmetic Regulation EC 1223/2009

Latest statement, download "Statement on EU Cosmetic Regulation" at [aakpersonalcare.com](https://aakpersonalcare.com)

### 9.1.2 EU Cosmetic Regulation EC 1223/2009, Annex II and III

Latest statement, download "Statement on EU Cosmetic Regulation" at [aakpersonalcare.com](https://aakpersonalcare.com)

### 9.1.3 EU REACH 1907/2006

Latest statement, download "REACH Statement" at [aakpersonalcare.com](https://aakpersonalcare.com)

### 9.1.4 EU SVHC (Substance of Very High Concern)

Latest statement, download "General Statement AAK Ingredients" at [aakpersonalcare.com](https://aakpersonalcare.com)

## 9.2 Other country specific regulations:

### 9.2.1 US (California) Proposition 65

Latest statement, download "General Statement AAK Ingredients" at [aakpersonalcare.com](https://aakpersonalcare.com)

### 9.2.2 China – NMPA

Latest statement, download "NMPA Statement" at [aakpersonalcare.com](https://aakpersonalcare.com)

### 9.2.3 UK REACH

Latest statement, download "UK REACH Statements" at [aakpersonalcare.com](https://aakpersonalcare.com)

### 9.2.4 Turkey - KKDIK

Latest statement, download "Turkey-KKDIK and SEA Statement" at [aakpersonalcare.com](https://aakpersonalcare.com)

### 9.2.5 Australia - TGA

Latest statement, download "AAK PC Products and TGA status" at [aakpersonalcare.com](https://aakpersonalcare.com)

## 9.3 Other non-Country specific regulatory issues

### 9.3.1 Animal testing

Latest statement, download "General Statement AAK Ingredients" at [aakpersonalcare.com](https://aakpersonalcare.com)

### 9.3.2 Nano particles

Latest statement, download "General Statement AAK Ingredients" at [aakpersonalcare.com](https://aakpersonalcare.com)

### 9.3.3 Nagoya Protocol / Biodiversity and Access Benefit Sharing regulation

Latest statement, download "General Statement AAK Ingredients" at [aakpersonalcare.com](https://aakpersonalcare.com)

### 9.3.4 CITES

Latest statement, download "General Statement AAK Ingredients" at [aakpersonalcare.com](https://aakpersonalcare.com)

### 9.3.5 CMR

Latest statement, download "General Statement AAK Ingredients" at [aakpersonalcare.com](https://aakpersonalcare.com)



## 9.4 Inventory lists

Inventory lists relates to substances already existing in a specific market. The inventory list to the chemical legislation of the country or region. INCI labeling is not related to the chemical legislation. The nomenclature may differ between these two types of regulations hence the wording may change.

In the Table below, column 3:

- 1) Listed means:
  - a. The substance name and CAS number described as “AAK first choice name”, in section “1.1 Identification” is listed and not prohibited in the inventory list of the country.
- 2) Not listed, however CAS. No XXXXX-XX-X is listed and valid to be used.
  - a. The substance name and CAS number described as “AAK first choice name”, section “1.1 identification” is not found but instead the Cas XXXXX-XX-X mentions is listed as well as fits with the chemical description of the product, hence can be used instead.
- 3) No data:
  - a. AAK has not been able to find the substance in the inventory list.

EC (EU)	EC-inventory	Listed
TSCA (U.S.)	Toxic Substances Control Act	Cas No. 120962-03-0 is listed and valid to be used.
DSL (Canada)	Domestic Substances List	Yes, Oils, glyceridic, canola is listed and valid to be used.
AICS (Australia)	The Australian Inventory of Chemical Substances	Cas No. 68334-28-1 is listed and valid to be used.
IECSC (China)	Inventory of Existing Chemical Substances Produced or Imported in China	Listed
IECIC (China)	Inventory of Existing Cosmetic Ingredients in China	Listed
ENCS (Japan)	Combined list of existing and notified chemical substances as the Japanese Existing and New Chemical Substances Inventory.	CAS No. 8002-13-9 is listed and valid to be used.
Japan	Japan Pharmacopoeia	Yes , oleum Rapae
KECI (South Korea)	Korea Existing Chemicals Inventory	Cas No. 8002-13-9 KE-30054; CAS 120962-03-0 KE-26952 is listed and valid to be used.
PICCS (Philippines)	Philippine Inventory of Chemicals and Chemical Substances	Cas No. 8002-13-9 is listed and valid to be used.
NZIoC (New Zealand)	New Zealand Inventory of Chemicals	Cas No. 120962-03-0 and 8002-13-9 is listed and valid to be used.
NECI (Taiwan)	National Existing Chemical Inventory	Canola oil is listed and valid to be used.
Saudia Arabia	The Saudi Arabian Standards Organisation	Oleum Rapae
Malaysia	Chemicals Information Management System	No
Mexico	Inventario Nacional de Sustancias Químicas	Not listed but Grasas y aceites glicéricos, vegetales
Turkey		Yes. Local name: Yağlar, bitkisel; English name: Oils, vegetable or Yes for EC# 232-299-0. Local name: Şalgam yağı; English name: rape oil

## 10.1 Official standards

Standard	Conform	Monograph
EUR/Ph	n.a	
USP/NF	n.a	
JP	See inventory list 9.4	

## 10.2 Private standards

### 10.2.1 Ecocert, Cosmos or Natrue

Latest statement, download at [aakpersonalcare.com](https://aakpersonalcare.com)

### 10.2.2 Vegan and Vegetarian claim

Latest statement, download "General Statement AAK Ingredients" at [aakpersonalcare.com](https://aakpersonalcare.com)

## 10.3 Other Statements

### 10.3.1 BSE/TSE statements:

Latest statement, download at [aakpersonalcare.com](https://aakpersonalcare.com)

### 10.3.2 GMO statement

The product is not derived from GMO. Also, no GMO ingredient or raw material are used during the manufacturing process of the ingredients or raw material.

Latest statement, download at [aakpersonalcare.com](https://aakpersonalcare.com)

## **11. CERTIFICATES**

### **11.1 Halal**

The product is produced according to Halal.

Download latest version at [www.aakpersonalcare.com](http://www.aakpersonalcare.com)

### **11.2 Kosher**

The product is produced according to Kosher.

Download latest version at [www.aakpersonalcare.com](http://www.aakpersonalcare.com)

### **11.3 ISO 9001**

The product is produced according to ISO 9001.

ISO certificate latest version available for downloading at [www.aak.com/](http://www.aak.com/)

### **11.4 EFFCI GMP**

The product is produced according to EFFCI GMP.

EFFCI GMP certificate latest version available for downloading at [www.aak.com/](http://www.aak.com/)

### **11.5 Food Safety/ FSSC 22000**

The product is produced according to food safety standard, FSSC 22000 (ISO 22000).

FSSC 22000 certificate latest version available for downloading at [www.aak.com/](http://www.aak.com/)

### **11.6 Other**

No other available

## **12. PATENTS**

### **12.1 Patents**

No data.

## **TRANSPORTS AND HANDLING - LIPEX® PreAct™**

### **13.1 Transports**

No data available

### **13.2 storage unopen package**

#### **Storage to fulfill shelf life:**

Store in temperature 20C or lower. Dark, dry and odor free condition in unopen packaging's.  
See Product data sheet for more information.

#### **Retest of batch:**

Retest for prolonged shelf life is only possible after agreement with sales responsible.

### **13.3 Handling of product for use**

#### **13.3.1 Use of full package**

Recommended melting temperature.

Drums: Melt the whole content until fluid or approx. 45C

Cans: Melt the whole content until fluid or approx. 45C

During processing need to be heated to 45C to remove crystal memory.

#### **13.3.2 Use of full package for partly use**

##### **Reseal packaging and store in 20C or below or repack to smaller packaging format**

Drums: Melt the whole content until at least 45C

Cans: Melt the whole content until at least 45C

From an oxidation point of view restrict the number of heating/cooling cycles, depending on the time the product is kept at high temperature. The more times it is heated/cooled, the shorter the shelf life will be.

At lower temperatures a precipitate may form on prolonged storage. If the material has been stored at low temperatures and has started to crystallize it is important to melt the whole content before use. Recommended melting temperature for product in drums, is at least 45 C. Melt the whole content and homogenize. Keep melting time as short as possible to avoid oxidation of the product.

#### **Note:**

AAK's shelf life is for ingredients that are unopened and stored according to the instructions given in the product Data sheet. This guarantee is invalidated once the packaging is opened and the ingredients reheated. It is the user's responsibility to validate that a reheated material fulfills shelf life requirements in a formulation. See Product Data Sheet.

## 14. REFERENCES

### 14.1 References

- S003 Andersen, FA (2000), 'Final report on the safety assessment of Elaeis guineensis (palm) oil, Elaeis guineensis (palm) kernel oil, hydrogenated palm oil and hydrogenated palm kernel oil', *International journal of toxicology*, 19, 7-28.
- S004 Elder, RL (1986), 'Final report on the safety assessment of coconut oil, coconut acid, hydrogenated coconut acid, and hydrogenated coconut oil', *Journal of the American College of Toxicology*, 5 (3), 103-21.
- S007 Burnett, CL, et al. (2011), 'Final report on plant-derived fatty acid oils as used in cosmetics', *Cosmetic Ingredient Review*,
- S009 Chawla, KK, et al. (2011), 'Shea butter contains no IgE-binding soluble proteins.', *J Allergy Clin Immunol*, 127 (3), 680-82.
- S013 Earl, L.K., P. Baldrick, and P.A. Hepburn (2002), 'A 13-week feeding study in the rat with shea oleine and hardened shea oleine', *Int.J Toxicol.*, 21 (1091-5818), 13-22.
- S014 Harkins, RW and HP Sarett (1968), 'Nutritional evaluation of medium-chain triglycerides in the rat.', *J Am Oil Chem Soc*, 45 (1), 26-30.
- S015 Manorama, R and C Rukmini (1991), 'Nutritional evaluation of crude palm oil in rats.', *Am J Clin Nutr*, 53 (4 Suppl), 1031S-3S.
- S016 Coquet, B, et al. (1977), 'Etude sur les huiles chauffeées. II. Etude toxicologique et nutritionnelle chez le rat des huiles d'arachide, palme, soja et tournesol', *Revue franc aise des corps gras*,
- S017 Speijers, GJ, LH Dederen, and H Keizer (2009), 'A sub-chronic (13 weeks) oral toxicity study in rats and an in vitro genotoxicity study with Korean pine nut oil (PinnoThin TG).', *Regul Toxicol Pharmacol*, 55 (2), 158-65.
- S018 Nolen, GA (1981), 'Biological evaluation of hydrogenated rapeseed oil', *Journal of the American Oil Chemists' Society*, 58 (1), 31-37.
- S020 Weststrate, J.A. and G.W. Meijer (1998), 'Plant sterol-enriched margarines and reduction of plasma total- and LDL- cholesterol concentrations in normocholesterolaemic and mildly hypercholesterolaemic subjects', *Eur.J.Clin.Nutr.*, 52 (5), 334-43.
- S021 Sierksma, A., J.A. Weststrate, and G.W. Meijer (1999), 'Spreads enriched with plant sterols, either esterified 4,4-dimethylsterols or free 4-desmethylsterols, and plasma total- and LDL-cholesterol concentrations', *British Journal of Nutrition Br.J.Nutr.*, 82 (4), 273-82.
- S026 Baldrick, P., J.A. Robinson, and P.A. Hepburn (2001), 'Reproduction studies in the rat

with shea oleine and hardened shea oleine', *Food and Chemical Toxicology Food Chem.Toxicol.*, 39 (0278-6915), 923-30.

S027 Manorama, R, N Chinnasamy, and C Rukmini (1993), 'Multigeneration studies on red palm oil, and on hydrogenated vegetable oil containing mahua oil.', *Food Chem Toxicol*, 31 (5), 369-75.

S029 Carthew, P., P. Baldrick, and P.A. Hepburn (2001), 'An assessment of the carcinogenic potential of shea oleine in the rat', *Food and Chemical Toxicology Food Chem.Toxicol.*, 39 (0278-6915), 807-15.

S030 Sylvester, PW, et al. (1986), 'Comparative effects of different animal and vegetable fats fed before and during carcinogen administration on mammary tumorigenesis, sexual maturation, and endocrine function in rats.', *Cancer Res*, 46 (2), 757-62.

S031 Sundram, K, et al. (1989), 'Effect of dietary palm oils on mammary carcinogenesis in female rats induced by 7,12-dimethylbenz(a)anthracene.', *Cancer Res*, 49 (6), 1447-51.

S032 Macdonald, I (1973), 'Diet and triglyceride metabolism.', *J Clin Pathol Suppl (Assoc Clin Pathol)*, 5 22-25.

S033 Robinson, DS (1973), 'Plasma triglyceride metabolism.', *J Clin Pathol Suppl (Assoc Clin Pathol)*, 5 5-10.

## 15. DISCLAIMER

### 15.1 Disclaimer

This document, or any answers or information provided herein by AAK, does not constitute a legally binding document of AAK. While the description designs, data and information contained herein are presented in good faith and believe to be accurate, it is provided for your guidance only. Because many factors may affect processing or application/use, we recommend that you make tests to determine the suitability of a product for your particular prior to use. It does not relieve our customers from obligation to perform a full inspection of the product upon delivery or any other obligation. No warranties of any kind either express or implied, including warranties of merchantability or fitness for a particular purpose are made regarding products described or designs, data or information set forth, or that the products design, data or information may be used without infringing the intellectual property right of others. In no case shall the descriptions, information, data or designs provided be considered a part of our terms and condition of sale.





Ship-to -

**Analytical Certificate**

<b>Delivery</b>	<b>81381219 - 10</b>
<b>Print date</b>	2023-10-10
<b>Your reference</b>	
<b>Our reference</b>	Angelique Mazur
<b>Material</b>	8563-300 LIPEX® PreAct™
<b>Your material no.</b>	
<b>Date of shipment</b>	2023-10-10

**Batch** 0002701005 / **Quantity** 54 KG / **Prod. date** 2023-07-23  
**Inspection lot** 3221064 / **Best before** 2024-07-22

Characteristic	Result	Lower Limit	Target	Upper Limit
<b>Acid value(IUPAC 2.201(m))</b> Acid value	0,08 mg KOH/g			0,50
<b>Colour Lovibond(Lovibond Tintometer)</b> Colour 5 1/4" Red	0,2			1,0
<b>Peroxide value(AOCS Cd 8b-90(m))</b> Peroxide value	< 0,1 meq/kg			1,0
<b>Iodine value Hanus(IUPAC 2.205(m))</b> Iodine value Hanus	83,5	80,0		90,0

Quality Control Manager  
AAK Sweden AB

This document is electronically produced, and valid without an AAK signature.

ZAO S07223 1

A Company in the AAK Group

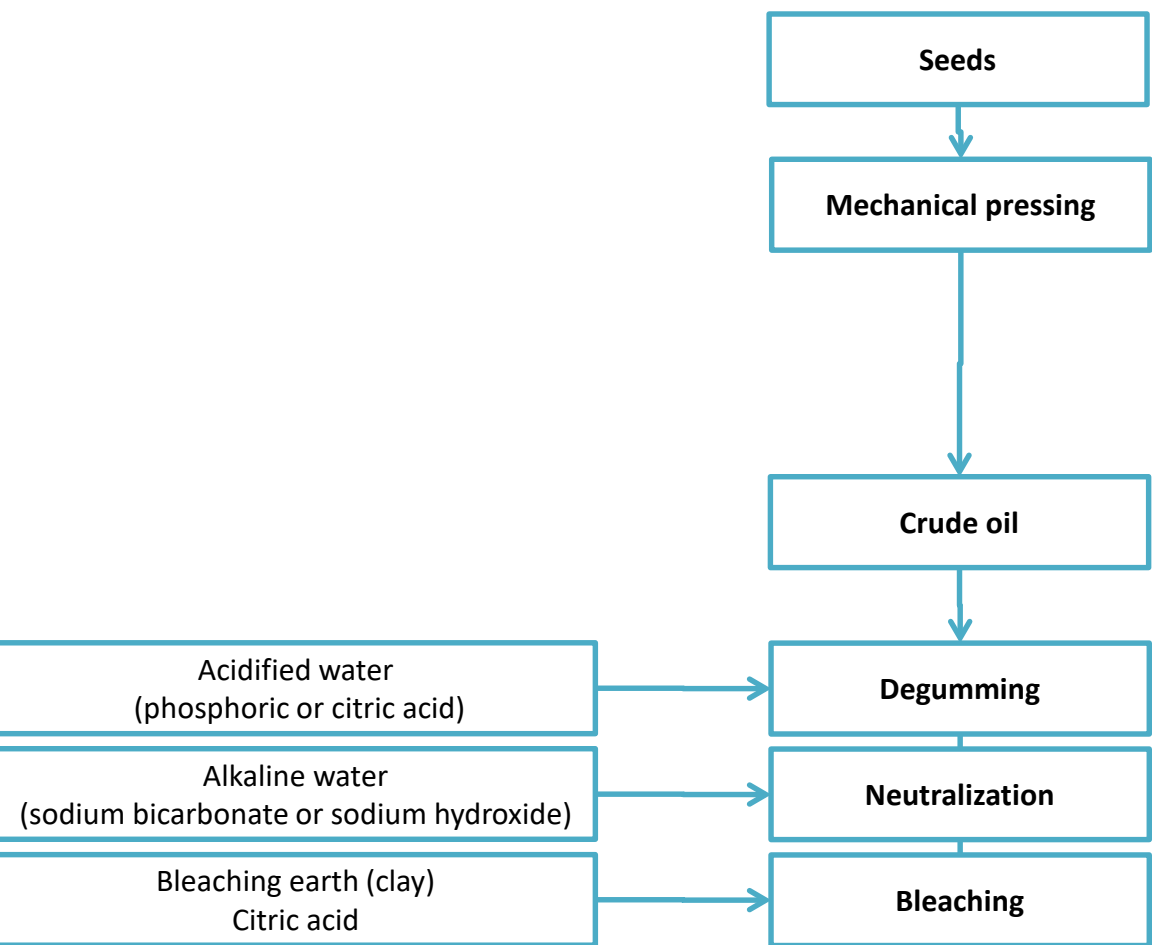
**AAK Sweden AB**  
SE-374 82 Karlshamn  
Sweden

Phone : +46(0)454 820 00  
Website : www.aak.com

Bank : Skandinaviska Enskilda Banken  
Bic/Swift : ESSESESS  
Giro : 5430-5438  
Acc. no. : 51181061768  
IBAN : SE20 5000 0000 0511 8106 1768

Org. no. : 556478-1796  
VAT no. : SE556478179601  
Approved for Swedish F-tax  
Registered Office: Karlshamn  
See Disclaimer

## Flowchart Refining



Explanations what each step contribute with

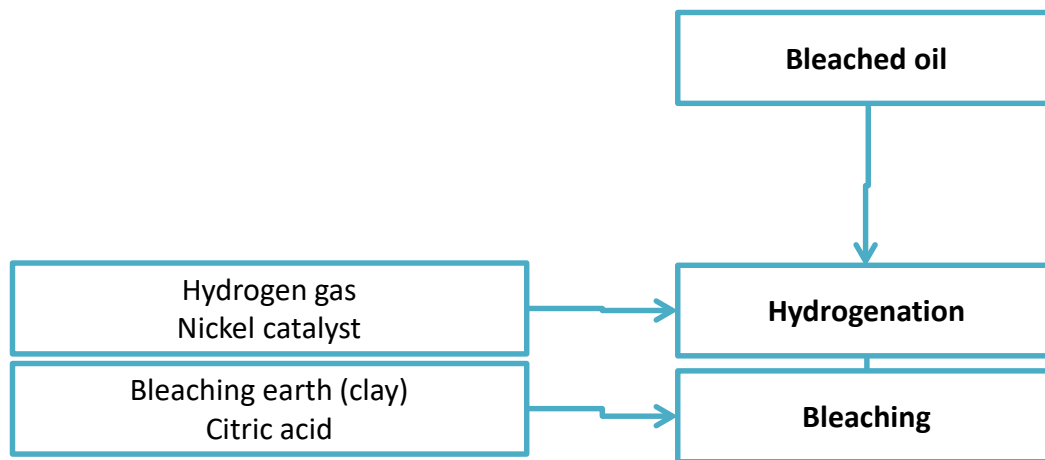
Separates crude oil from seed

Removes phospholipids, metals and proteins

Removes free fatty acids, metals and proteins

Removes pigments, metals and proteins

## Flowchart Hydrogenated oils

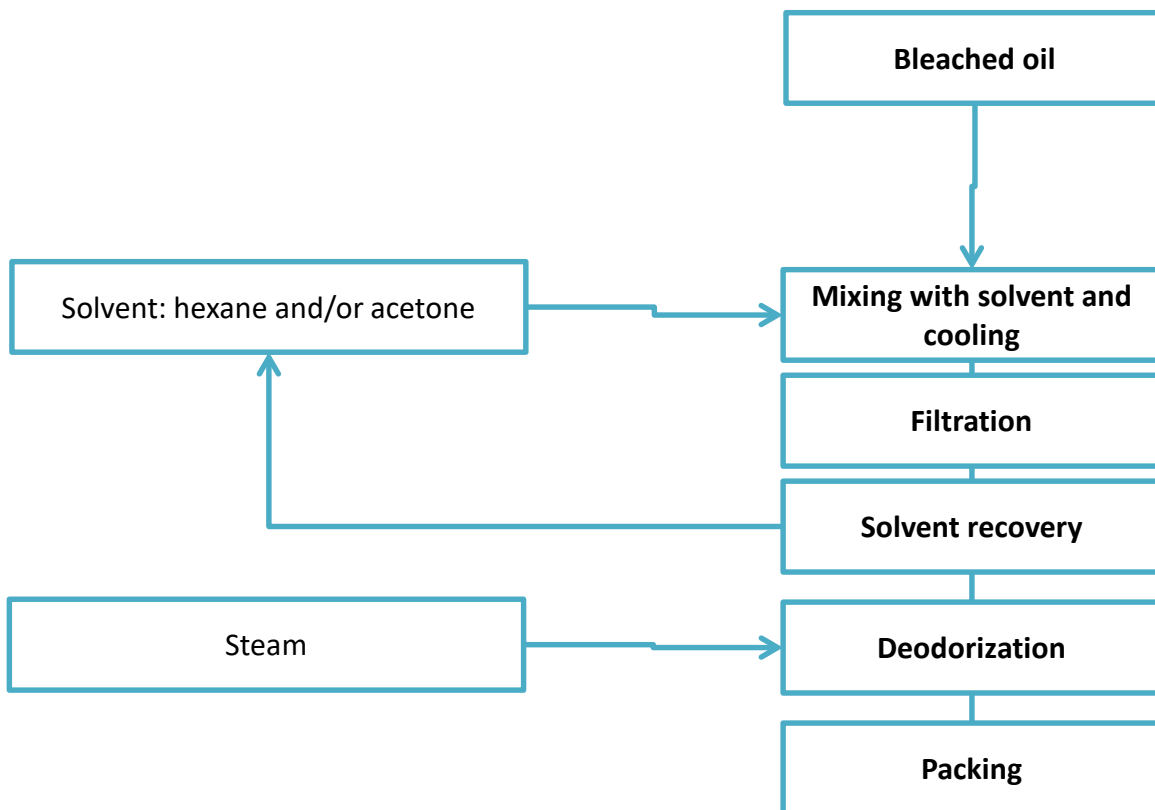


Explanations what each step contribute with

Removes unsaturation by reducing double bonds

Removes pigments, metals, proteins and catalyst traces

## Flowchart fractionated oils



Explanations what each step contribute with

Separates solid and liquid constituents

Removes flavours, free fatty acids, oxidation products and residual solvent